

CITY REVITALIZATION AND IMPROVEMENT ZONE PROGRAM ELECTRONIC TAX REPORT INSTRUCTIONS

Contents

Report Filing Criteria.....	2
Help and Assistance.....	2
Accessing the CRIZ Report Application.....	3
Keystone Login.....	4
CRIZ – Home Page	8
Enhanced Reporting Functionality	10
Part I: Identification of Qualified Business	10
Part II: Apportionment Worksheet for Corporations.....	12
Part III: State Tax Remittance Statement	14
Part IV: State Tax Refund Statement	15
Part V: Malt or Brewed Beverage Tax Statement	16
Part VI: Liquor/Wine Tax Statement	18
Part VII: Business Income Statement:.....	20
Part VIII: Construction Statement	21
Part IX: Property Statement.....	23
Acknowledgement and Submission	24

Report Filing Criteria

The City Revitalization and Improvement Zone Program (CRIZ) was established by Act 52 of 2013 and amended under Article XVIII-C of the Tax Reform Code. The program is designed to promote economic growth in areas that have struggled to attract development, ultimately revitalizing city centers and creating job opportunities for local residents. A CRIZ includes a designated area of up to 130 acres, comprising parcels selected by an authority to capture state and local taxes, which are then allocated for improvements and development within the designated CRIZ zone.

All qualified businesses, including construction contractors, within a CRIZ must complete annual state and local tax reports by June 15 each year so the Department of Revenue and local tax authority may certify the amount of taxes to be transferred to the CRIZ Fund.

Failure to timely file a complete report online by June 15 may result in the imposition of a penalty of the lesser of \$1,000 or 10 percent of all eligible state taxes payable by the business for activities in the CRIZ during the year for which a complete report was not timely submitted.

Qualified Business

- Any entity that conducts business, provides services and is located or partially located within the borders of the CRIZ.
- Any construction contractors engaged in construction, including infrastructure or site preparation, reconstruction or renovation of a facility located in or partially in the CRIZ.

Tax Payments

- Payments are defined as state taxes paid by qualified businesses to the Department of Revenue via ACH debit, ACH credit, credit card, debit card, certified check, cashier's check and paper check in the calendar year for which the report is filed.
- Payments do not include carry-over credits, restricted tax credits or tax liabilities due as a result of filing a tax return without payment.

Help and Assistance

All questions pertaining to this report should be directed to: ra-rveconomic-dev@pa.gov

Accessing the CRIZ Report Application

The CRIZ Report is accessible from April 1st to the June 15th annually on the [City Revitalization & Improvement Zone \(pa.gov\)](#) webpage, by selecting CRIZ Electronic State Tax Report link

[Agencies](#) > [Department of Revenue](#) > [Incentives, Credits, Programs](#) > [City Revitalization & Improvement Zones](#)

INCENTIVES, CREDITS, PROGRAMS

City Revitalization and Improvement Zones

The City Revitalization and Improvement Zone (CRIZ) program was established by Act 52 of 2013 and amended under Act 84 of 2016 to spur new growth in cities that have struggled to attract development, helping to revive downtowns and create jobs for the residents in the regions. A CRIZ is an area of up to 130 acres, comprised of parcels designated by an authority to capture state and local taxes for the purpose of improvement and development in the designated CRIZ zone.

[CRIZ Electronic State Tax Report](#) 

[CRIZ Report Instructions and Walkthrough \[PDF\]](#) 

The report is also accessible from the Resources for Businesses webpage: [Resources for Businesses](#) and selecting the field for NIZ/CRIZ/MIRP Report.









RESOURCES

Resources for Businesses

[File](#) 

[Make a Payment](#) 

Department of Revenue	
Newsroom	>
File	>
Pay	>
Track my Rebate or Refund	>
Incentives, Credits, Programs	>
Forms and Publications	>

Business One-Stop How to Start a Business		Register My Business for Taxes	
Incentives, Credits, Programs		File an Appeal	
myPATH Penalty and Interest Calculator		Tax Credit Broker Registration	
Small Games of Chance Reporting		NIZ/CRIZ/MIRP Report	

Keystone Login

Keystone Login is an account management system for Commonwealth of Pennsylvania online services.

- Selecting the NIZ/CRIZ/MIRP report link from the preceding webpage connects you to the **Keystone Registration and Keystone Login** page.

Web Site
Home

Guides
CRIZ Report Guide
MIRP Report Guide
NIZ Report Guide

Session
Register User
Login

Keystone Registration and Keystone Login

Register for a Keystone Login Account.

[Register](#)

Login to your Keystone account.

Required fields are indicated with a *.

Username*

Password*

[Login](#)

[Forgot Username?](#)
[Forgot Password?](#)
[Keystone Login FAQ](#)

Powered by
PA KEYSTONE LOGIN

- New Users must Register for the Keystone Login, by selecting the Register User option.

Step 1: Personal Information

- Enter first name, last name, and date of birth

Personal Information:

First Name *

Last Name *

Date Of Birth *

mm/dd/yyyy



Step 2: Contact Information

- Click the box to enable Enhanced Security for the account. This is an optional Feature that helps make password resets and account updates easier by providing a one-time passcode.

Contact Information:

Enhanced Security

Email

Mobile Phone Number

###

Note: Providing contact information helps to make password resets and account updates easier. If contact information is not provided, the only available methods for resetting a password are answering security questions or contacting the Keystone Login Help Desk.

By providing your mobile number, you consent to receiving text messages from the Commonwealth of Pennsylvania (Keystone Login) for identity verification purposes. Messages are only sent as part of this process. Standard messaging and/or data rates may apply. To opt-out of text messages, users must edit their account and delete their mobile number or contact the Keystone Login Help Desk for assistance.

Step 3: Login Information

- Enter a username for the Keystone Login account and Password following all screen prompts.

Login Information:

Username *

Password *

Confirm Password *

The username should be between 6 and 64 characters and should not contain any spaces.

The password must pass these rules:

- Must be between 12 to 128 characters in length.
- Do not include any of your username, your first name, or your last name.

The password must pass 3 out of 4 of these rules:

- One uppercase letter.
- One lowercase letter.
- One numeric number.
- One non-character (such as !,%^, etc).

Password Strength: Invalid

Step 4: Security Questions

- Three Security Questions and Answers must be provided.

Security Questions:

Security Question One *	<input type="text" value="Select a security question"/>
Security Answer One *	<input type="text"/>
Security Question Two *	<input type="text" value="Select a security question"/>
Security Answer Two *	<input type="text"/>
Security Question Three *	<input type="text" value="Select a security question"/>
Security Answer Three *	<input type="text"/>

Note: Question and answer data is case insensitive. Be aware we will be automatically stripping leading and trailing spaces.
Consider this when creating your answers to your security questions.
Your answer should not be a word that is part of the security question.

Step 5: Register Account

- Click the Register Button.

<input type="button" value="Register"/>	<input type="button" value="Cancel"/>
---	---------------------------------------

Step 6: Email Confirmation

- Enter the one-time passcode sent to the email address associated with the account
- Click Submit

Verify One Time Passcode

Please enter the one time passcode sent to your email address or phone number on file:

One Time Passcode	<input type="text" value="#####"/>
	<input type="button" value="Submit"/> <input type="button" value="Cancel"/>

A message will be displayed notifying of a successful account creation

Users with a Keystone Login may select the Login button to submit an CRIZ Report.

The screenshot shows the Pennsylvania Department of Revenue website's login interface. At the top left is the Pennsylvania Department of Revenue logo. The main header reads "Revenue Keystone Login". A navigation menu on the left includes "Web Site" (Home), "Guides" (CRIZ Report Guide, MIRP Report Guide, NIZ Report Guide), and "Session" (Register User, Login). The main content area is titled "Keystone Registration and Keystone Login" and contains the following elements:

- Section: "Keystone Registration and Keystone Login"
- Text: "Register for a Keystone Login Account."
- Button: "Register"
- Section: "Login to your Keystone account."
- Text: "Required fields are indicated with a *."
- Form: "Username*" with an input field
- Form: "Password*" with an input field
- Button: "Login"
- Links: "[Forgot Username?](#)", "[Forgot Password?](#)", "[Keystone Login FAQ](#)"
- Text: "Powered by"
- Image: "PA KEYSTONE LOGIN" logo

- After selecting the Login button, users must provide the code for Multi-factor Authentication to Verify the User and obtain access to the Registration

Verify Login Multi-Factor Authentication Code (Email)

Fields marked with an asterisk (*) are required.

Username: mforti

Enter the login verification code for multi-factor authentication received at mforti@pa.gov.

Enter Code from Email Address*

Verify

Cancel

If you have not received the verification code, select the Resend Code button. If the issue persists, please contact the Keystone Login Help Desk.

Resend Code



CRIZ – Home Page

Upon entering the user credentials, the user must select “Enter Report” under the user menu for Report Functions.

Home

NIZ, CRIZ and MIRP Report

Report Functions

Enter Report

Do you want to file a CRIZ, MIRP or NIZ report?

CRIZ

Continue

Guides

CRIZ Report Guide

MIRP Report Guide

NIZ Report Guide

Keystone

Profile

Log Off

Privacy Policy | Security Policy | Revenue Home | Contact Us
Copyright © 2024 Commonwealth of Pennsylvania. All rights reserved.

All businesses submitting an electronic report must select "CRIZ" from the drop down menu, for the submission of a City Revitalization and Improvement Zone tax report.

Home

NIZ, CRIZ and MIRP Report

Report Functions

Enter Report

Do you want to file a CRIZ, MIRP or NIZ report?

CRIZ

Continue

Guides

CRIZ Report Guide

MIRP Report Guide

NIZ Report Guide

Keystone

Profile

Log Off

Privacy Policy | Security Policy | Revenue Home | Contact Us
Copyright © 2024 Commonwealth of Pennsylvania. All rights reserved.

The report requires a user to identify the city, location number, EIN/SSN, and legal name of each business for which a report is submitted.

Note: Failure to record the information below, as submitted will deny access to the report for future modifications.

Page Fields:

1. **CRIZ City:** In the drop down menu, select the name of city in which the business is located.
2. **Location Number:** Businesses with multiple locations in the CRIZ must submit separate reports for each site, using a unique location number for each report. For a single location, the number is "1". Subsequent reports should use "2", "3", or "4", etc.
3. **EIN/SSN:** Enter the EIN assigned to the business by the Internal Revenue Service. If the business does not have an EIN, enter the owner’s Social Security number.
4. **Legal Name:** follow the instructions in the chart below:

If the business structure is:	Use the:
Sole Proprietorship	Individual owner’s name
Corporation	Name as shown in the articles of incorporation
Partnership	Name as shown in the partnership agreement
Association	Name as shown in the association agreement
Business Trust	Name as shown in the trust agreement
Estate	Legal name of the estate
Limited Liability Company	Name as shown in the articles of organization

Enhanced Reporting Functionality

Users are permitted to Save, Modify, Edit or Change reports during the open report submission period between April 1st and June 15th.

- For users completing the report for the first time, select the Report button.
- For users returning to the report, that do not have a confirmation number, select the Report button. Upon reentry to the report, previously inputted information will be saved, as long as the user, selected the continue button to the next section within the report prior to exiting during a prior session.
- Users returning to the report to amend the report must acknowledge, that the original report will be deleted and that selecting the Amend button, will require the user to resubmit the report and obtain a new confirmation number.

Part I: Identification of Qualified Business

This page of the application requires users to identify specific business information, which will be used in the certification of the report.

<p>Home</p> <p>Report Functions</p> <p>Enter Report <input type="checkbox"/></p> <p>Guides</p> <p>CRIZ Report Guide</p> <p>MIRP Report Guide</p> <p>NIZ Report Guide</p> <p>Keystone</p> <p>Profile</p> <p>Log Off</p>	<p>CRIZ Report</p> <p>* = Field is Required</p>
	<p>Reporting Year: <input type="text" value="2024"/></p> <p>Location Number: <input type="text" value="1"/></p> <p>Legal Name: <input type="text" value="CRIZ TEST REPORT"/></p> <p>CRIZ City: <input type="text" value="Bethlehem"/></p> <p>EIN/SSN: <input type="text" value="123456789"/></p>
	<p>PART I: IDENTIFICATION OF QUALIFIED BUSINESS</p> <p>*Date of First Operations in CRIZ (MM/DD/YYYY): <input type="text" value="10/1/2024"/> </p> <p>*Date of First Operations in PA (MM/DD/YYYY): <input type="text" value="11/7/2021"/> </p> <p>*Telephone Number: <input type="text" value="7177723896"/></p> <p>*Number Of Locations within Pennsylvania: <input type="text" value="1"/></p> <p>Trade Name: <input type="text" value="CRIZ Report Test"/></p>
	<p>Contact</p> <p>*Name: <input type="text" value="Matt Forti"/> *Telephone Number: <input type="text" value="7177723896"/></p> <p>Email Address: <input type="text" value="ra-rveconomic-dev@pa.gov"/></p>
	<p>Mailing Address</p> <p>*Address Line 1: <input type="text" value="11th Floor Strawberry Square"/> Address Line 2: <input type="text"/></p> <p>*City: <input type="text" value="Harrisburg"/> *State: <input type="text" value="PA"/> *ZIP: <input type="text" value="17128"/></p>
	<p>CRIZ Address/CRIZ Job Address</p> <p>*Address Type <input type="radio"/> Street <input checked="" type="radio"/> Job Same as Mailing Address: <input checked="" type="checkbox"/></p> <p>*Address Line 1: <input type="text" value="11th Floor Strawberry Square"/> Address Line 2: <input type="text"/></p> <p>*City: <input type="text" value="Harrisburg"/> *State: <input type="text" value="PA"/> *ZIP: <input type="text" value="17128"/></p>
	<p>*Total Wages and Salaries for Employees of the Qualified Business for the prior Year: <input type="text" value="\$5,000,000.00"/></p> <p>*Total Private Capital Investment made by the Qualified Business in the prior : <input type="text" value="\$25,000,000.00"/></p> <p>*Number of New Jobs Created by the Qualified Business for the prior : <input type="text" value="100"/></p> <p style="text-align: center;"><input type="button" value="Continue"/></p>

Page Fields:

1. **Date of First Operations in CRIZ:** Enter the first date the entity conducted an active trade or business in the CRIZ.
2. **Date of First Operations in Pennsylvania:** Enter the first date the entity conducted any activity in PA within or outside the CRIZ and/or employed PA residents.
3. **Telephone Number:** Enter the telephone number for the entity in the CRIZ.
4. **Number of Locations in Pennsylvania:** If the entity has more than one location in which business is conducted within the commonwealth, enter the number of locations here.
5. **Trade Name:** Enter the name by which the entity is commonly known (doing business as, trading as, also known as), if it is a name other than the legal name.
6. **Contact Information:** Enter the name, telephone number and email address of the person the Department of Revenue may contact regarding questions about the report.
7. **Mailing Address:** Enter the address where the entity prefers to receive mail, if at an address other than the entity street address. A post office box is acceptable.
8. **Street Address:** Enter the physical location of the entity located within the CRIZ. A post office box is not acceptable.
9. **Job Address:** Enter the physical location of the construction contract within the CRIZ for entities filing the reports as construction contractors.
10. **Total Wages and Salaries for Employees of the Qualified Business for the prior Year:** Enter the total wages and salaries for employees of the qualified business within the CRIZ location for the prior year.
11. **Number of New Jobs Created by the Qualified Business for the prior Year:** Enter the number of new jobs created within the zone by the Qualified Business for the prior year.
12. **Total Private Capital Investment made by the Qualified Business in the prior Year:** Enter the total private capital investment made by the Qualified Business within the zone, in the prior year.

Part II: Apportionment Worksheet for Corporations

Businesses that remit **Corporate Net Income Tax, Insurance Premiums Tax or Bank Shares Tax** must calculate and apportion the amount attributable to the location within the zone using this worksheet.

Home	CRIZ Report		
Report Functions	Reporting Year:	<input type="text" value="2024"/>	CRIZ City: <input type="text" value="Bethlehem"/>
Enter Report	Location Number:	<input type="text" value="1"/>	EIN/SSN: <input type="text" value="123456789"/>
Guides	Legal Name:	<input type="text" value="CRIZ TEST REPORT"/>	
CRIZ Report Guide	<input type="checkbox"/>		
MIRP Report Guide	PART II: APPORTIONMENT WORKSHEET FOR CORPORATIONS		
NIZ Report Guide	<i>Businesses that remit corporate net income tax, Insurance Premiums Tax or bank shares tax must calculate and apportion the amount attributable to the location within the zone using this worksheet.</i>		
Keystone	<i>If you are not subject to Corporate Net Income Tax, Insurance Premiums Tax or Bank Shares Tax please proceed to the next page.</i>		
Profile			
Log Off			
	A. PROPERTY FACTOR		
	Within CRIZ / Within PA	<input type="text" value="\$10,000.00"/>	<input type="text" value="\$500,000.00"/>
			<input type="text" value="0.020000"/>
	B. PAYROLL FACTOR		
	Within CRIZ / Within PA	<input type="text" value="\$350,000.00"/>	<input type="text" value="\$1,000,000.00"/>
			<input type="text" value="0.350000"/>
	C. SALES FACTOR		
	Within CRIZ / Within PA	<input type="text" value="\$2,500,000.00"/>	<input type="text" value="\$5,000,000.00"/>
			<input type="text" value="0.500000"/>
	D. TOTAL APPORTIONMENT (Sum of three factors above):		<input type="text" value="0.870000"/>
	E. TAX PERCENTAGE (divide Total Apportionment by 3):		<input type="text" value="0.290000"/>
	F. CRIZ TAX LIABILITY:		
		Corporate Net Income Tax	Bank Shares Tax
	Total Tax Payments Made	<input type="text" value="\$25,000.00"/>	<input type="text" value="\$12,000.00"/>
	Tax Percentage	<input type="text" value="0.290000"/>	<input type="text" value="0.290000"/>
	CRIZ Tax Liability	<input type="text" value="\$7,250.00"/>	<input type="text" value="\$3,480.00"/>
		Insurance Premiums Tax	<input type="text" value="\$75,000.00"/>
			<input type="text" value="0.290000"/>
			<input type="text" value="\$21,750.00"/>
	If the report filed is for the Bethlehem, Lancaster, or Tamaqua CRIZ, the Insurance Premiums Tax type will not be included in the Certification. The Insurance Premiums Tax type is only certified for zones designated after July 1, 2024.		
	<input type="button" value="Save/Continue"/>	<input type="button" value="Edit Business Info"/>	

If the report filed is for the Bethlehem, Lancaster, or Tamaqua CRIZ, the Insurance Premiums Tax type will not be included in the Certification. The Insurance Premiums Tax type is only certified for zones designated after July 1, 2024.

Businesses that do not remit taxes listed within the worksheet may proceed to Part III of the report.

Page Fields:

Section A: Property Factor

Within the CRIZ – The average value of the taxpayer’s real and tangible personal property owned and used in the CRIZ plus eight times the rental rate for real and tangible personal property rented and used in the CRIZ.

Within PA – The average value of the taxpayer’s real and tangible personal property owned and used in PA plus eight times the rental rate for real and tangible personal property rented and used in PA. If the taxpayer uses three-factor apportionment in calculating its capital stock/foreign franchise tax or corporate net income tax, this amount will be the property reported inside PA on Table 1 of the Tables Supporting Determination of Apportionment Percentage, form RCT-106.

Section B: Payroll Factor

Within the CRIZ – Total compensation paid in the CRIZ. Compensation is considered paid in the CRIZ under all of the following scenarios:

- The person's service is performed entirely within the CRIZ ;
- The person's service is performed within and outside the CRIZ , but the service performed outside the CRIZ is incidental to the service performed within the CRIZ; and
- Some of the service is performed in the CRIZ, and the base of operations is in the CRIZ.
- If there is no base of operations, compensation is paid in the CRIZ if the place from which the service is directed or controlled is in the CRIZ.
- If the place from which the service is directed or controlled is not in a location in which the employee’s work is performed, compensation is paid in the CRIZ if the employee’s residence is within the CRIZ.

Within PA – All compensation paid in PA. If the taxpayer uses three-factor apportionment in calculating its capital stock/foreign franchise tax or corporate net income tax, this amount will be the payroll reported inside PA on Table 2 of the Tables Supporting Determination of Apportionment Percentage, form RCT-106.

Section C: Sales Factor

Within the CRIZ – Total sales in the CRIZ during the tax period. Sales of tangible personal property are considered in the CRIZ if the property is delivered or shipped to a purchaser that takes possession within the CRIZ, regardless of the FOB point or other conditions of the sale. Sales, other than sales of tangible personal property, are in the CRIZ if:

- The income-producing activity is performed in the CRIZ ; or
- The income-producing activity is performed within and outside the CRIZ, and a greater proportion of the income-producing activity is performed in the CRIZ than in any other location, based on costs of performance.

Within PA – All sales sourced to locations inside PA. This includes all sales destined to locations inside PA plus sales of goods picked-up by customers in the CRIZ, either in their own vehicles or by common carriers arranged for by the customers and transported to locations outside the commonwealth. Since the sourcing of sales picked-up in the CRIZ and transported outside the commonwealth is different for the calculation of the credit than the rules for sourcing these sales in the calculation of the three-factor apportionment, this may not equal the sales reported inside PA on Table 3 of the Tables Supporting Determination of Apportionment Percentage, form RCT-106.

Section D: Total Apportionment: Add the three factors from Sections A, B and C.

Section E: Calculation of Tax Percentage: Divide the Total Apportionment by 3.

Section F: CRIZ Tax Liability: Enter the Total Tax Payments remitted to the department during the calendar year. This section will auto-calculate the CRIZ Tax Liability.

Part III: State Tax Remittance Statement

Businesses that remit **Sales, Use and Hotel Occupancy Tax, Employer Withholding Tax, Liquor or Malt Beverage Tax** charged by a brewer or distillery on the sale of liquor, wine, or malt or brewed beverages in the zone must complete this statement.

Home		CRIZ Report	
Report Functions	<input type="checkbox"/>		
Enter Report		Reporting Year: <input type="text" value="2024"/>	CRIZ City: <input type="text" value="Bethlehem"/>
Guides		Location Number: <input type="text" value="1"/>	EIN/SSN: <input type="text" value="123456789"/>
CRIZ Report Guide		Legal Name: <input type="text" value="CRIZ TEST REPORT"/>	
MIRP Report Guide		PART III: STATE TAX REMITTANCE STATEMENT	
NIZ Report Guide			
Keystone			
Profile			
Log Off			
		TAX TYPE	
			Column A
			State taxes paid by the business for all Pennsylvania locations in the calendar year for which the CRIZ report is filed.
			Column B
			State taxes paid and attributable to the location within the CRIZ in the calendar year for which the CRIZ report is filed.
		Corporate Net Income Tax	<input type="text" value="\$25,000.00"/>
		Bank Shares Tax	<input type="text" value="\$12,000.00"/>
		Insurance Premiums Tax	<input type="text" value="\$75,000.00"/>
		Sales, Use and Hotel Occupancy Tax	<input type="text" value="\$5,000,000.00"/>
		Employer Withholding	<input type="text" value="\$1,000,000.00"/>
		Liquor or malt beverage tax charged by a brewer or distillery on the sale of liquor, wine or malt or brewed beverages in the zone	<input type="text" value="\$369.00"/>
		Total taxes remitted to the commonwealth attributable to the CRIZ location:	<input type="text" value="\$582,740.00"/>
		<input type="button" value="Save/Continue"/>	<input type="button" value="Edit Apportionment"/>

Page Fields:

1. Column A: State taxes paid by the business for all Pennsylvania locations in the calendar year for which the CRIZ report is filed.

- Corporate Net Income Tax – auto populated from Part II Corporation Worksheet.
- Bank Shares Tax - auto populated from Part II Corporation Worksheet.
- Insurance Premiums Tax – auto populated from Part II Corporation Worksheet.
- Sales, Use and Hotel Occupancy Tax
- Employer Withholding Tax
- Liquor or Malt Beverage Tax charged by a brewer or distillery on the sale of liquor, wine, or malt or brewed beverages in the zone

2. Column B: State taxes paid and attributable to the location(s) within the CRIZ in the calendar year for which the CRIZ report is filed.
- Corporate Net Income Tax – auto populated from Part II Corporation Worksheet.
 - Bank Shares Tax - auto populated from Part II Corporation Worksheet.
 - Insurance Premiums Tax – auto populated from Part II Corporation Worksheet.
 - Sales, Use and Hotel Occupancy Tax
 - Employer Withholding Tax
 - Liquor or Malt Beverage Tax charged by a brewer or distillery on the sale of liquor, wine, or malt or brewed beverages in the zone

Note: A business whose only location is within the CRIZ must fill in Columns A and B even if identical amounts are reported. Businesses that do not remit specific taxes listed within this section must record "0" within all required fields to continue to Part IV of the report.

Part IV: State Tax Refund Statement

All businesses that are issued a tax refund by the Department of Revenue as the result of an overpayment, the submission of an amended tax return or successful petition for refund from the Board of Appeals must report the refund in this statement.

Home	CRIZ Report		
Report Functions	<input type="checkbox"/>		
Enter Report	Reporting Year: <input type="text" value="2024"/>	CRIZ City: <input type="text" value="Bethlehem"/>	
Guides	Location Number: <input type="text" value="1"/>	EIN/SSN: <input type="text" value="123456789"/>	
CRIZ Report Guide	Legal Name: <input type="text" value="CRIZ TEST REPORT"/>		
MIRP Report Guide	PART IV: STATE TAX REFUND STATEMENT		
NIZ Report Guide		Column A	Column B
Keystone		Refunds granted to the business for all Pennsylvania locations in the calendar year for which the CRIZ report is filed.	Refunds granted to the business and attributable to the location(s) within the CRIZ in the calendar year for which the CRIZ report is filed.
Profile	TAX TYPE		
Log Off	Corporate Net Income Tax	<input type="text" value="\$29.00"/>	<input type="text" value="\$13.00"/>
	Bank Shares Tax	<input type="text" value="\$100.00"/>	<input type="text" value="\$25.00"/>
	Insurance Premiums Tax	<input type="text" value="\$700.00"/>	<input type="text" value="\$300.00"/>
	Sales, Use and Hotel Occupancy Tax	<input type="text" value="\$1,000.00"/>	<input type="text" value="\$200.00"/>
	Employer Withholding	<input type="text" value="\$89.00"/>	<input type="text" value="\$62.00"/>
	Refunds to a brewer or distillery of Liquor or Malt Beverage Tax	<input type="text" value="\$8.00"/>	<input type="text" value="\$2.00"/>
	Sales & Use tax paid to a construction contractor on the purchase of materials used in construction in the CRIZ	<input type="text" value="\$300.00"/>	<input type="text" value="\$100.00"/>
	Sales & Use tax paid on the purchase of tangible personal property or services used exclusively by the business for activity in the zone	<input type="text" value="\$600.00"/>	<input type="text" value="\$33.00"/>
	Pennsylvania personal income tax paid on business income for activity within the CRIZ but not withheld by the business for: shareholders, members or partners of Subchapter S corporations, Limited Liability Companies, Partnerships and Sole proprietorships.	<input type="text" value="\$10,000.00"/>	<input type="text" value="\$2,000.00"/>
	Total Refunds attributable to the CRIZ location:		<input type="text" value="\$2,735.00"/>
	<input type="button" value="Save/Continue"/> <input type="button" value="Edit Remittance"/>		

Page Fields:

1. Column A: Refunds granted to the business for all Pennsylvania locations in the calendar year for which the CRIZ report is filed.
2. Column B: Refunds granted to the business and attributable to the location(s) within the CRIZ in the calendar year for which the CRIZ report is filed.

Note: A business whose only location is within the CRIZ must fill in Columns A and B even if identical amounts are reported.

Part V: Malt or Brewed Beverage Tax Statement

This statement requires restaurants or bars to document the volume of malt or brewed beverages resold in the zone, purchased from a Pennsylvania beer distributor located outside of the zone and the sales tax paid from the purchases, as recorded on invoices and receipts during the sales transaction at the beer distributor.

Home				
Report Functions	CRIZ Report			
Enter Report				
Guides	<input type="checkbox"/>			
CRIZ Report Guide	Reporting Year:	2024	CRIZ City:	Bethlehem
MIRP Report Guide	Location Number:	1	EIN/SSN:	123456789
NIZ Report Guide	Legal Name:	CRIZ TEST REPORT		
Keystone	PART V: MALT OR BREWED BEVERAGE TAX STATEMENT			
Profile	<i>NOTE: These calculations only apply if malt beverages are purchased by a restaurant or bar from a Pennsylvania beer distributor outside of the zone.</i>			
Log Off	<p>Malt or Brewed Beverage Excise Tax Formula for calculation: tax rate (see below) multiplied by volume purchased for resale in the zone per volume amount.</p> <p>Malt or Brewed Beverage Sales Tax Formula for calculation: total cost of malt or brewed beverage purchased for resale in the zone multiplied by 0.06.</p> <p><i>NOTE: If business records only contain the cost of total purchases with tax included in the total figure, this formula must be used: total cost of malt or brewed beverage purchased for resale in the zone divided by 1.06) multiplied by 0.06.</i></p>			
	Volume Amount	Excise Tax Rate	Volume purchased for resale in the zone	Tax Paid
	1 Barrel	\$2.48	800	\$1,984.00
	1/2 Barrel	\$1.24	0	0.00
	50 Liter	\$1.06	0	0.00
	12 Gallon	\$0.96	0	0.00
	1/4 Barrel	\$0.62	0	0.00
	1/6 Barrel	\$0.42	0	0.00
	1/8 Barrel	\$0.32	0	0.00
	160 Ounce	\$0.10	0	0.00
	4 Liter	\$0.09	0	0.00
	1 Gallon	\$0.08	0	0.00
	2 Liter	\$0.05	0	0.00
	40 Ounce	\$0.03	0	0.00
	1 Quart	\$0.02	0	0.00
	25 Ounce	\$0.02	0	0.00
	1 Pint	\$0.01	0	0.00
	1/2 Pint	\$0.0066	0	0.00
	TOTAL TAX PAID			\$1,984.00

Page Fields:

1. Volume Chart: Each field in the volume chart permits a business to report the volume of malt or brewed beverages purchased for resale in the zone for auto-calculation of taxes paid on the volume amounts per field.

*INVOICE OR RECEIPT NUMBER:

*DATE OF INVOICE OR RECEIPT (MM/DD/YYYY):

*PURCHASE PRICE:

*TOTAL SALES AND USE TAX PAID:

MALT OR BREWED BEVERAGE TAX STATEMENT

	<u>INVOICE OR RECEIPT NUMBER</u>	<u>DATE OF INVOICE OR RECEIPT (MM/DD/YYYY)</u>	<u>PURCHASE PRICE OF MALT OR BREWED BEVERAGES PURCHASE FOR RESALE IN THE ZONE</u>	<u>SALES TAX PAID FOR MALT OR BREWED BEVERAGES PURCHASE FOR RESALE IN THE ZONE</u>
<input type="button" value="Edit"/>	25197CT4	12/21/2024	\$600.00	\$36.00
<p>Total cost of malt or brewed beverages purchased for resale in the zone. <input type="text" value="\$600.00"/></p> <p>Sales tax paid for malt or brewed beverages purchased for resale in the zone. <input type="text" value="\$36.00"/></p> <p style="text-align: center;"> <input type="button" value="Save/Continue"/> <input type="button" value="Edit Refund"/> </p> <p>The Department reserves the right to audit the information found within this chart. If selected for an audit, the invoices must match the chart at the time of the audit for certification.</p>				

2. Invoice Documentation: Restaurants and Bars are required to document the invoices and receipts used to determine the sales tax paid on the volumes of malt or brewed beverages purchased for resale in the zone. Total cost and sales tax is auto-calculated on the statement.

- Invoice or Receipt Number: Found at the top or bottom of the actual invoice or receipt received during the sales transaction with the beer distributor.
- Date of Invoice or Receipt: Found at the top or bottom of the actual invoice or receipt received during the sales transaction with the beer distributor.
- Purchase Price: Found by calculating the purchase price of each malt or brewed beverage item on the receipt or invoice.
 - ❖ Do not include non-malt or brewed beverage items such as Taps, Ice, Snacks, Cups, and Freight etc.
- Total Sales and Use Tax Paid: Found by calculating the purchase price of each malt or brewed beverage item by the malt or brewed beverage tax formula found on the report.
 - ❖ Do not include sales tax paid from non-malt or brewed beverage items such as Taps, Ice, Snacks, Cups, and Freight etc.

After completing each set of fields per invoice, click on the Save and Add Button. This will create a sub-chart on the page with the invoices.

Warning: *If this page will be completed in parts based on timing constraints, you will be required to click on the continue button, prior to exiting the report. If you fail to click on the continue button, the information will not be saved upon returning to the report.*

The Department reserves the right to review, request, inspect and/or audit the information found within this statement. If contacted by the Department, the invoices must match the report for certification.

Part VI: Liquor/Wine Tax Statement

This statement requires restaurants or bars to document liquor or wine resold in the zone, purchased from a Pennsylvania wine and spirits store located outside of the zone and the sales tax paid from the purchases, as recorded on invoices and receipts during the sales transaction at the Pennsylvania wine and spirits store.

Home	CRIZ Report			
Report Functions	<input type="checkbox"/>			
Enter Report	Reporting Year:	2024	CRIZ City:	Bethlehem
Guides	Location Number:	1	EIN/SSN:	123456789
CRIZ Report Guide	Legal Name:	CRIZ TEST REPORT		
MIRP Report Guide	PART VI: LIQUOR/WINE TAX STATEMENT			
NIZ Report Guide	<i>NOTE: These calculations only apply if liquor is purchased by a restaurant or bar from a Pennsylvania wine and spirits store outside of the zone.</i>			
Keystone	While 6 percent sales tax is reflected on wine and liquor purchases as a separate line item on each receipt, the 18 percent state liquor tax is built into the shelf price of wine and spirits and is not broken out separately. Therefore, a formula must be applied to liquor purchases in order to determine liquor tax attributable to the CRIZ.			
Profile	Liquor/Wine Excise Tax Formula: total cost of liquor/wine purchased outside the CRIZ (including sales tax) multiplied by 0.1439.			
Log Off	To determine total sales tax on all wine/liquor purchases made outside the CRIZ, a business in the CRIZ may either add all the sales tax line-items from each liquor/wine receipt or employ the following:			
	Liquor/Wine Sales Tax Formula: total cost of liquor/wine purchased outside the CRIZ multiplied by 0.0566.			
	<i>NOTE: the multipliers above do not match the 18 percent liquor tax and 6 percent sales tax rates exactly, because mathematical adjustments are required to ensure each tax – the former built into the shelf price, the latter added at the register – is accounted for separately and accurately based on total purchase price.</i>			
	*INVOICE OR RECEIPT NUMBER:	<input type="text"/>		
	*DATE OF INVOICE OR RECEIPT (MM/DD/YYYY):	<input type="text"/>		
	*PURCHASE PRICE:	<input type="text"/>		
	*TOTAL SALES AND USE TAX PAID:	<input type="text"/>		
	<input type="button" value="Save and Add"/>		<input type="button" value="Clear"/>	

Page Fields:

1. Invoice Documentation: Restaurants and Bars are required to document the invoices and receipts used to determine the sales tax paid on the volumes of liquor or wine purchased for resale in the zone. Total cost and sales tax is auto-calculated on the statement.

- Invoice or Receipt Number: Found at the top or bottom of the actual invoice or receipt received during the sales transaction with the Pennsylvania wine and spirits store.
- Date of Invoice or Receipt: Found at the top or bottom of the actual invoice or receipt received during the sales transaction with the Pennsylvania wine and spirits store.
- Purchase Price: Found by calculating the purchase price of each liquor or wine item on the receipt or invoice.
 - ❖ Do not include non-liquor or wine items such as glassware, racking, freight etc.
- Total Sales and Use Tax Paid: Found by calculating the purchase price of each liquor or wine item by the Liquor/Wine Sales tax Formula found on the report.
 - ❖ Do not include non-liquor or wine items such as glassware, racking, freight etc.

After completing each set of fields per invoice, click on the Save and Add Button. This will create a sub-chart on the page with the invoices.

LIQUOR/WINE TAX STATEMENT				
	<u>INVOICE OR RECEIPT NUMBER</u>	<u>DATE OF INVOICE OR RECEIPT (MM/DD/YYYY)</u>	<u>PURCHASE PRICE OF LIQUOR OR WINE PURCHASED FOR RESALE IN THE ZONE</u>	<u>SALES TAX PAID FOR LIQUOR OR WINE PURCHASED FOR RESALE IN THE ZONE</u>
Edit	6443TY	11/15/2024	\$300.00	\$18.00
<p>Total cost of liquor and/or wine purchased for resale in the zone Liquor/Wine Excise Tax Formula Liquor/Wine Sales Tax Total tax attributable to liquor and/or wine purchased for resale in the zone</p> <p>\$300.00 \$43.17 \$18.00 \$18.00</p> <p><input type="button" value="Save/Continue"/> <input type="button" value="Edit Malt or Brewed Beverage"/></p> <p>The Department reserves the right to audit the information found within this chart. If selected for an audit, the invoices must match the chart at the time of the audit for certification.</p>				

2. Liquor/Wine Excise Tax Formula: Found by calculating the total cost of liquor or wine items by the Excise Tax Formula found on the report.

Warning: *If this page will be completed in parts based on timing constraints, you will be required to click on the continue button, prior to exiting the report. If you fail to click on the continue button, the information will not be saved upon returning to the report.*

The Department reserves the right to review, request, inspect and/or audit the information found within this statement. If contacted by the Department, the invoices must match the report for certification.

Part VII: Business Income Statement:

Statement requires shareholders, members or partners of Subchapter S corporations, Limited Liability Companies, Partnerships and Sole proprietorships to report Pennsylvania Personal Income Tax paid on business income for the activity within the CRIZ, but not withheld by the business.

<p>Home</p> <p>Report Functions</p> <p>Enter Report</p> <p>Guides</p> <p>CRIZ Report Guide</p> <p>MIRP Report Guide</p> <p>NIZ Report Guide</p> <p>Keystone</p> <p>Profile</p> <p>Log Off</p>	<p>CRIZ Report</p> <p><input type="checkbox"/></p> <p>Reporting Year: 2024 CRIZ City: Bethlehem</p> <p>Location Number: 1 EIN/SSN: 123456789</p> <p>Legal Name: CRIZ TEST REPORT</p> <p>Part VII: BUSINESS INCOME STATEMENT</p> <p><i>Pennsylvania personal income tax paid on business income for activity within the CRIZ but not withheld by the business for: shareholders, members or partners of Subchapter S corporations, Limited Liability Companies, Partnerships and Sole proprietorships.</i></p>																																																																					
<table border="1" style="width: 100%; border-collapse: collapse;"> <thead> <tr> <th style="width: 10%;">SSN</th> <th style="width: 10%;">Ownership % of Business (###.###)</th> <th style="width: 15%;">Business income for activity for all locations within Pennsylvania allocated to owner.</th> <th style="width: 15%;">Pennsylvania personal income tax paid on business income for activity within all locations in Pennsylvania but not withheld by the business for the owner.</th> <th style="width: 15%;">Business income for activity within the CRIZ allocated to the owner.</th> <th style="width: 15%;">Pennsylvania personal income tax paid on business income for activity within the CRIZ but not withheld by the business for the owner.</th> </tr> </thead> <tbody> <tr> <td>123456789</td> <td>0.50</td> <td>\$100,000.00</td> <td>\$3,070.00</td> <td>\$50,000.00</td> <td>\$1,535.00</td> </tr> <tr> <td>23456789</td> <td>0.50</td> <td>\$100,000.00</td> <td>\$3,070.00</td> <td>\$50,000.00</td> <td>\$1,535.00</td> </tr> <tr> <td></td> <td>0.00</td> <td>0.00</td> <td>0.00</td> <td>0.00</td> <td>0.00</td> </tr> <tr> <td></td> <td>0.00</td> <td>0.00</td> <td>0.00</td> <td>0.00</td> <td>0.00</td> </tr> <tr> <td></td> <td>0.00</td> <td>0.00</td> <td>0.00</td> <td>0.00</td> <td>0.00</td> </tr> <tr> <td></td> <td>0.00</td> <td>0.00</td> <td>0.00</td> <td>0.00</td> <td>0.00</td> </tr> <tr> <td></td> <td>0.00</td> <td>0.00</td> <td>0.00</td> <td>0.00</td> <td>0.00</td> </tr> <tr> <td></td> <td>0.00</td> <td>0.00</td> <td>0.00</td> <td>0.00</td> <td>0.00</td> </tr> <tr> <td>Totals</td> <td>1.00</td> <td>\$200,000.00</td> <td>\$6,140.00</td> <td>\$100,000.00</td> <td>\$3,070.00</td> </tr> </tbody> </table> <p><i>Note: Failure to provide Social Security Numbers will result in the rejection of the amount claimed in column B.</i></p> <table border="1" style="width: 100%; border-collapse: collapse;"> <thead> <tr> <th style="width: 30%;"></th> <th style="width: 35%;">Column A</th> <th style="width: 35%;">Column B</th> </tr> </thead> <tbody> <tr> <td>TAX TYPE</td> <td>TOTAL Pennsylvania personal income tax paid on business income for activity within all locations in Pennsylvania but not withheld by the business for the owner.</td> <td>TOTAL State taxes paid and attributable to the location within the CRIZ in the calendar year for which the CRIZ report is filed.</td> </tr> <tr> <td>Pennsylvania personal income tax paid on business income for activity within the CRIZ but not withheld by the business for ownership</td> <td style="text-align: center;">\$6,140.00</td> <td style="text-align: center;">\$3,070.00</td> </tr> </tbody> </table> <p style="text-align: center;"> <input type="button" value="Save/Continue"/> <input type="button" value="Edit Liquor/Wine"/> </p>		SSN	Ownership % of Business (###.###)	Business income for activity for all locations within Pennsylvania allocated to owner.	Pennsylvania personal income tax paid on business income for activity within all locations in Pennsylvania but not withheld by the business for the owner.	Business income for activity within the CRIZ allocated to the owner.	Pennsylvania personal income tax paid on business income for activity within the CRIZ but not withheld by the business for the owner.	123456789	0.50	\$100,000.00	\$3,070.00	\$50,000.00	\$1,535.00	23456789	0.50	\$100,000.00	\$3,070.00	\$50,000.00	\$1,535.00		0.00	0.00	0.00	0.00	0.00		0.00	0.00	0.00	0.00	0.00		0.00	0.00	0.00	0.00	0.00		0.00	0.00	0.00	0.00	0.00		0.00	0.00	0.00	0.00	0.00		0.00	0.00	0.00	0.00	0.00	Totals	1.00	\$200,000.00	\$6,140.00	\$100,000.00	\$3,070.00		Column A	Column B	TAX TYPE	TOTAL Pennsylvania personal income tax paid on business income for activity within all locations in Pennsylvania but not withheld by the business for the owner.	TOTAL State taxes paid and attributable to the location within the CRIZ in the calendar year for which the CRIZ report is filed.	Pennsylvania personal income tax paid on business income for activity within the CRIZ but not withheld by the business for ownership	\$6,140.00	\$3,070.00
SSN	Ownership % of Business (###.###)	Business income for activity for all locations within Pennsylvania allocated to owner.	Pennsylvania personal income tax paid on business income for activity within all locations in Pennsylvania but not withheld by the business for the owner.	Business income for activity within the CRIZ allocated to the owner.	Pennsylvania personal income tax paid on business income for activity within the CRIZ but not withheld by the business for the owner.																																																																	
123456789	0.50	\$100,000.00	\$3,070.00	\$50,000.00	\$1,535.00																																																																	
23456789	0.50	\$100,000.00	\$3,070.00	\$50,000.00	\$1,535.00																																																																	
	0.00	0.00	0.00	0.00	0.00																																																																	
	0.00	0.00	0.00	0.00	0.00																																																																	
	0.00	0.00	0.00	0.00	0.00																																																																	
	0.00	0.00	0.00	0.00	0.00																																																																	
	0.00	0.00	0.00	0.00	0.00																																																																	
	0.00	0.00	0.00	0.00	0.00																																																																	
Totals	1.00	\$200,000.00	\$6,140.00	\$100,000.00	\$3,070.00																																																																	
	Column A	Column B																																																																				
TAX TYPE	TOTAL Pennsylvania personal income tax paid on business income for activity within all locations in Pennsylvania but not withheld by the business for the owner.	TOTAL State taxes paid and attributable to the location within the CRIZ in the calendar year for which the CRIZ report is filed.																																																																				
Pennsylvania personal income tax paid on business income for activity within the CRIZ but not withheld by the business for ownership	\$6,140.00	\$3,070.00																																																																				

Page Fields

1. Social Security Number
2. Ownership Percent of Business: Percent must be in decimal format 0.00
3. Business Income for all locations within PA allocated to the owner.
4. Pennsylvania Personal Income tax paid on business income for activity within all locations in PA, but not withheld by the business for the owner.
5. Business Income for activity within the CRIZ allocated to the owner.
6. Pennsylvania Personal Income tax paid on business income for activity within the CRIZ, but not withheld by the business for the owner.

Please email the Report Confirmation Number to ra-ryeconomic-dev@pa.gov; if additional owners and taxes do not fit within the parameters of the Business Income Statement.

Part VIII: Construction Statement

This statement requires Construction Contractors to document invoices from the payment of Sales and Use tax on the purchase of materials used in construction in the CRIZ.

<p>Home</p> <p>Report Functions Enter Report</p> <p>Guides CRIZ Report Guide MIRP Report Guide NIZ Report Guide</p> <p>Keystone Profile Log Off</p>	<p style="text-align: center;">CRIZ Report</p> <p><input type="checkbox"/></p> <p>Reporting Year: 2024 CRIZ City: Bethlehem Location Number: 1 EIN/SSN: 123456789 Legal Name: CRIZ TEST REPORT</p> <p>PART VIII: CONSTRUCTION STATEMENT</p> <p>Construction Contractors are required to complete this statement for: Sales and Use tax paid by a construction contractor on the purchase of materials used in construction in the CRIZ</p> <p style="text-align: right;">*INVOICE OR RECEIPT NUMBER: <input type="text"/> *DATE OF INVOICE OR RECEIPT (MM/DD/YYYY): <input type="text"/> *PURCHASE PRICE: <input type="text"/> *TOTAL SALES AND USE TAX PAID: <input type="text"/></p> <p style="text-align: center;"><input type="button" value="Save and Add"/> <input type="button" value="Clear"/></p> <p>CONSTRUCTION STATEMENT</p> <table border="1"> <thead> <tr> <th></th> <th><u>INVOICE OR RECEIPT NUMBER</u></th> <th><u>DATE OF INVOICE OR RECEIPT (MM/DD/YYYY)</u></th> <th><u>PURCHASE PRICE OF MATERIALS USED IN CONSTRUCTION IN THE CRIZ</u></th> <th><u>TOTAL SALES AND USE TAX PAID ON MATERIALS USED IN THE CRIZ</u></th> </tr> </thead> <tbody> <tr> <td>Edit</td> <td>6439934</td> <td>01/12/2024</td> <td>\$50,000.00</td> <td>\$3,000.00</td> </tr> <tr> <td colspan="4" style="text-align: right;">Total amount of Sales and Use tax paid on materials:</td> <td>\$3,000.00</td> </tr> </tbody> </table> <p style="text-align: center;"><input type="button" value="Save/Continue"/> <input type="button" value="Edit Income"/></p> <p>The Department reserves the right to audit the information found within this chart. If selected for an audit, the invoices must match the chart at the time of the audit for certification.</p>		<u>INVOICE OR RECEIPT NUMBER</u>	<u>DATE OF INVOICE OR RECEIPT (MM/DD/YYYY)</u>	<u>PURCHASE PRICE OF MATERIALS USED IN CONSTRUCTION IN THE CRIZ</u>	<u>TOTAL SALES AND USE TAX PAID ON MATERIALS USED IN THE CRIZ</u>	Edit	6439934	01/12/2024	\$50,000.00	\$3,000.00	Total amount of Sales and Use tax paid on materials:				\$3,000.00
	<u>INVOICE OR RECEIPT NUMBER</u>	<u>DATE OF INVOICE OR RECEIPT (MM/DD/YYYY)</u>	<u>PURCHASE PRICE OF MATERIALS USED IN CONSTRUCTION IN THE CRIZ</u>	<u>TOTAL SALES AND USE TAX PAID ON MATERIALS USED IN THE CRIZ</u>												
Edit	6439934	01/12/2024	\$50,000.00	\$3,000.00												
Total amount of Sales and Use tax paid on materials:				\$3,000.00												

Page Fields

1. Invoice Documentation: Construction Contractors are required to document the invoices and receipts used to determine the sales and use tax paid on the purchase of materials used in construction in the CRIZ.

- Invoice or Receipt Number: Found at the top or bottom of the actual invoice or receipt received during the sales transaction with the vendor.
- Date of Invoice or Receipt: Found at the top or bottom of the actual invoice or receipt received during the sales transaction with the vendor.
- Purchase Price: Found by calculating the purchase price of the items on the receipt or invoice. Do not include mobile items or items purchased for outside the zone. All materials must be exclusively used and consumed at the CRIZ location for which the construction contract is based.
- Total Sales and Use Tax Paid: Found by calculating the purchase price of the items by the sales tax rate. Do not include mobile items or items purchased for outside the zone. All materials must be exclusively used and consumed at the CRIZ location for which the construction contract is based.

After completing each set of fields per invoice, click on the Save and Add Button. This will create a sub-chart on the page with the invoices.

***Warning:** If this page will be completed in parts based on timing constraints, you will be required to click on the continue button, prior to exiting the report. If you fail to click on the continue button, the information will not be saved upon returning to the report.*

The Department reserves the right to review, request, inspect and/or audit the information found within this statement. If contacted by the Department, the invoices must match the report for certification.

Part IX: Property Statement

This statement requires Businesses to document invoices from the payment of Sales and Use tax on the purchase of tangible personal property or services used exclusively by the business for activity in the zone.

Home				
Report Functions	CRIZ Report			
Enter Report	<input type="checkbox"/>			
Guides	Reporting Year:	2024	CRIZ City:	Bethlehem
CRIZ Report Guide	Location Number:	1	EIN/SSN:	123456789
MIRP Report Guide	Legal Name:	CRIZ TEST REPORT		
NIZ Report Guide	PART VII: PROPERTY STATEMENT			
Keystone	Businesses are required to complete this statement for: Sales and Use tax paid on the purchase of tangible personal property or services used exclusively by the business for activity in the zone			
Profile				
Log Off				
*INVOICE OR RECEIPT NUMBER: <input type="text"/> *DATE OF INVOICE OR RECEIPT (MM/DD/YYYY): <input type="text"/> *PURCHASE PRICE: <input type="text"/> *TOTAL SALES AND USE TAX PAID: <input type="text"/>				
<input type="button" value="Save and Add"/> <input type="button" value="Clear"/>				
PROPERTY STATEMENT				
	<u>INVOICE OR RECEIPT NUMBER</u>	<u>DATE OF INVOICE OR RECEIPT (MM/DD/YYYY)</u>	<u>PURCHASE PRICE OF TANGIBLE PERSONAL PROPERTY OR SERVICES USED EXCLUSIVELY BY THE BUSINESS IN THE ZONE</u>	<u>TOTAL SALES AND USE TAX PAID ON TANGIBLE PERSONAL PROPERTY OR SERVICES USED EXCLUSIVELY BY THE BUSINESS IN THE ZONE</u>
Edit	5G9920	02/20/2024	\$10,000.00	\$600.00
Total amount of Sales and Use tax paid on materials:				\$600.00
<input type="button" value="Save/Continue"/> <input type="button" value="Edit Construction"/>				
The Department reserves the right to audit the information found within this chart. If selected for an audit, the invoices must match the chart at the time of the audit for certification.				

Page Fields

- Invoice Documentation: Businesses are required to document the invoices and receipts used to determine the sales and use tax paid on the purchase of tangible personal property or services used exclusively by the business for activity in the zone.
 - Invoice or Receipt Number: Found at the top or bottom of the actual invoice or receipt received during the sales transaction with the vendor.
 - Date of Invoice or Receipt: Found at the top or bottom of the actual invoice or receipt received during the sales transaction with the vendor.

- **Purchase Price:** Found by calculating the purchase price of the items on the receipt or invoice. Do not include mobile items or items purchased for outside the zone. All items must be exclusively used and consumed at the business CRIZ location.
- **Total Sales and Use Tax Paid:** Found by calculating the purchase price of the items by the sales tax rate. Do not include mobile items or items purchased for outside the zone. All items must be exclusively used and consumed at the business CRIZ location.

Examples of Prohibited Items: car leases, car parts, vehicles, travel receipts, laptops, mobile phones, handheld devices, tablets, remote desktop software (including virtual network computing, cloud services or virtual private networking).

After completing each set of fields per invoice, click on the Save and Add Button. This will create a sub-chart on the page with the invoices.

***Warning:** If this page will be completed in parts based on timing constraints, you will be required to click on the continue button, prior to exiting the report. If you fail to click on the continue button, the information will not be saved upon returning to the report.*

The Department reserves the right to review, request, inspect and/or audit the information found within this statement. If contacted by the Department, the invoices must match the report for certification.

Acknowledgement and Submission

To submit the report to the Department of Revenue, the business user must acknowledge the report verification statement, which serves as the electronic certification that the information contained within the report is true, correct, and complete.



Please review all information for accuracy and edit where necessary. Next click 'Submit Report' at the bottom of this screen to file your report and obtain your confirmation number for future reference. Once the report is filed you will have the option to print a copy for your records.

The user is permitted to review the report and edit any sections within the report prior to report submission. To file the report with the Department of Revenue, the user must select “Submit Report.”

Home																					
Report Functions	Under penalties of perjury I certify that, to the best of my knowledge and belief, all of the information contained herein has been examined by me, and is true, correct, and complete.																				
Enter Report	<input type="button" value="Submit Report"/>																				
Guides																					
CRIZ Report Guide	<input type="button" value="Edit Business Info"/> <input type="button" value="Edit Apportionment"/> <input type="button" value="Edit Remittance"/> <input type="button" value="Edit Refund"/> <input type="button" value="Edit Malt or Brewed Beverage"/>																				
MIRP Report Guide	<input type="button" value="Edit Liquor or Wine"/> <input type="button" value="Edit Income"/> <input type="button" value="Edit Construction Statement"/> <input type="button" value="Edit Property Statement"/>																				
NIZ Report Guide																					
Keystone	CRIZ Report																				
Profile	PART I: IDENTIFICATION OF QUALIFIED BUSINESS																				
Log Off	<table border="0"> <tr> <td>Reporting Year:</td> <td>2024</td> <td>CRIZ City:</td> <td>Bethlehem</td> </tr> <tr> <td>Location Number:</td> <td>1</td> <td>EIN/SSN:</td> <td>123456789</td> </tr> <tr> <td>Legal Name:</td> <td>CRIZ TEST REPORT</td> <td>Trade Name:</td> <td>CRIZ Report Test</td> </tr> <tr> <td>Date of First Operations in CRIZ:</td> <td>10/1/2024</td> <td>Date of First Operations in PA:</td> <td>11/7/2021</td> </tr> <tr> <td>Telephone Number:</td> <td>(717)772-3896</td> <td>Number Of Locations within Pennsylvania:</td> <td>1</td> </tr> </table>	Reporting Year:	2024	CRIZ City:	Bethlehem	Location Number:	1	EIN/SSN:	123456789	Legal Name:	CRIZ TEST REPORT	Trade Name:	CRIZ Report Test	Date of First Operations in CRIZ:	10/1/2024	Date of First Operations in PA:	11/7/2021	Telephone Number:	(717)772-3896	Number Of Locations within Pennsylvania:	1
Reporting Year:	2024	CRIZ City:	Bethlehem																		
Location Number:	1	EIN/SSN:	123456789																		
Legal Name:	CRIZ TEST REPORT	Trade Name:	CRIZ Report Test																		
Date of First Operations in CRIZ:	10/1/2024	Date of First Operations in PA:	11/7/2021																		
Telephone Number:	(717)772-3896	Number Of Locations within Pennsylvania:	1																		

Once the report is acknowledged as submitted to the Department of Revenue, the user will be provided with a confirmation number and the option to print the report for user records.

The user should retain the confirmation number as proof of filing the report and for inquiring about the report with the Department of Revenue.

Home	You have successfully filed your report. Your confirmation number is 4424 . Click the Print button to print the report. If additional information is relevant or required with the submission of this electronic report, please mail the information to:																				
Report Functions																					
Enter Report	Office of Economic Development																				
Guides	PA Department of Revenue																				
CRIZ Report Guide	11th Flr Strawberry Square																				
MIRP Report Guide	Harrisburg, PA 17128-1100																				
NIZ Report Guide	<input type="button" value="Print"/>																				
Keystone	CRIZ Report																				
Profile	PART I: IDENTIFICATION OF QUALIFIED BUSINESS																				
Log Off	<table border="0"> <tr> <td>Reporting Year:</td> <td>2024</td> <td>CRIZ City:</td> <td>Bethlehem</td> </tr> <tr> <td>Location Number:</td> <td>1</td> <td>EIN/SSN:</td> <td>123456789</td> </tr> <tr> <td>Legal Name:</td> <td>CRIZ TEST REPORT</td> <td>Trade Name:</td> <td>CRIZ Report Test</td> </tr> <tr> <td>Date of First Operations in CRIZ:</td> <td>10/1/2024</td> <td>Date of First Operations in PA:</td> <td>11/7/2021</td> </tr> <tr> <td>Telephone Number:</td> <td>(717)772-3896</td> <td>Number Of Locations within Pennsylvania:</td> <td>1</td> </tr> </table>	Reporting Year:	2024	CRIZ City:	Bethlehem	Location Number:	1	EIN/SSN:	123456789	Legal Name:	CRIZ TEST REPORT	Trade Name:	CRIZ Report Test	Date of First Operations in CRIZ:	10/1/2024	Date of First Operations in PA:	11/7/2021	Telephone Number:	(717)772-3896	Number Of Locations within Pennsylvania:	1
Reporting Year:	2024	CRIZ City:	Bethlehem																		
Location Number:	1	EIN/SSN:	123456789																		
Legal Name:	CRIZ TEST REPORT	Trade Name:	CRIZ Report Test																		
Date of First Operations in CRIZ:	10/1/2024	Date of First Operations in PA:	11/7/2021																		
Telephone Number:	(717)772-3896	Number Of Locations within Pennsylvania:	1																		

The printed report should not be mailed to the Department of Revenue.

OTHER DOCUMENTATION

If there is any pertinent information related to the submission of the electronic report, it must be submitted by the deadline of June 15. For those submitting additional documentation via email, please ensure that the Report Confirmation Number is sent to ra-rveconomic-dev@pa.gov . In cases where documentation is being mailed, kindly utilize the specified address provided.

Additional documentation may encompass any relevant details not included in the report that could aid the Department in the certification process. This may involve identifying a payroll provider, a professional employer organization, or the calculations utilized for reporting taxes within the designated zone, among other pertinent information.